

Player Medical Details

It is vital that Hoop Haven has up-to-date medical details for our students in case of emergency.

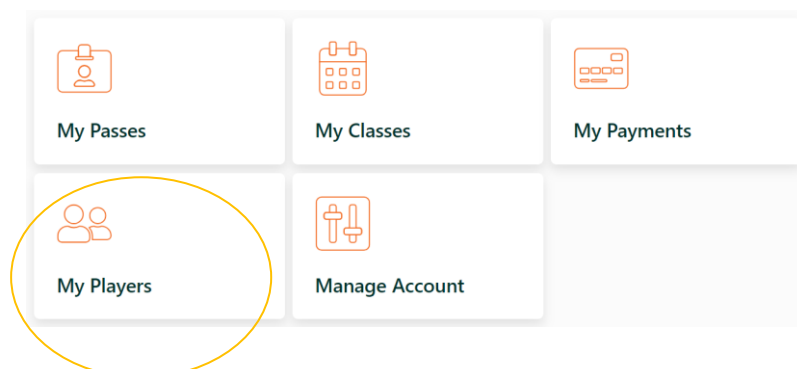
With this in mind we have created a robust system of reminders and update tools to ensure we have the most recent information.

- You can update your medical details at any time
- You will be reminded by email 11 months after they were last updated
- You will be forced to update them when you log in to your account 11 months after they were last updated, even if it's just to confirm that there are no changes.
- They can also be updated over the phone with your local office

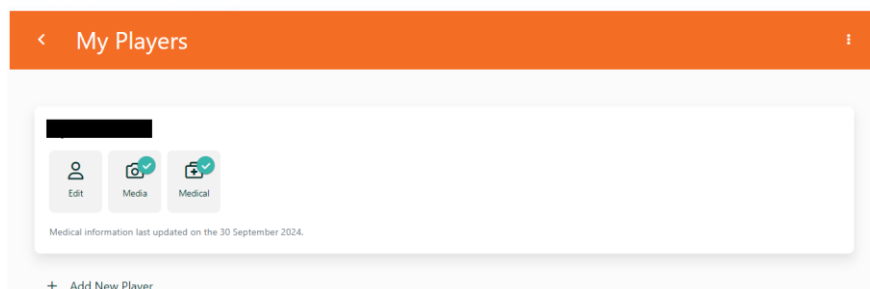
Updating Medical Details

Please Note: If the player's medical details were updated over 11 months ago you will be forced to update them before you are allowed to access the rest of your account.

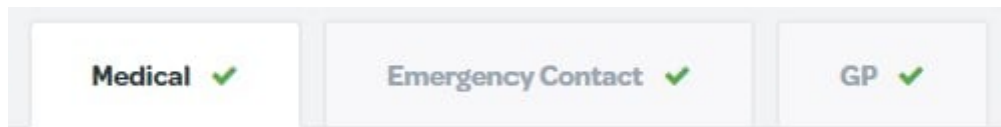
- Log in to your account




- Select **My Players**



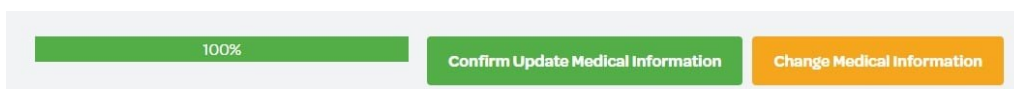
- Click **Medical** for the player you need to add medical details
- Review and edit the information in **all 3 tabs**, clicking **Next/Prev** to move between tabs



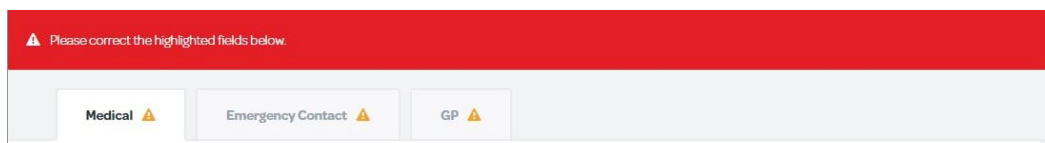
- At the bottom of the **GP** tab, select **Review Medical Information**



- The following page shows any changes made (or that no changes were made)
- To confirm changes click **Confirm Update Medical Information**



Please Note: Most of the fields in the Medical Information window require an answer or text. If you have missed any an alert will show on screen.



- Tabs with missing information will be highlighted with a warning symbol
- Fields on each tab where information is missing will be individually highlighted

Please Note: If you have answered **Yes** to any of the questions further information is required

- Once you've added the missing information, **Review** and **Confirm** as before